



Pomladni venčki

1. Izberi venček, ga pobarvaj in izreži.
2. Pobarvaj in izreži metuljčke (kolikor jih želiš, ni potrebno vseh).
3. Metuljčkom ob robu telesa rahlo zapogni krila (za 3d učinek).
4. Prilepi metuljčke na venček.
5. Obesi venček in občuduj svojo umetnino.







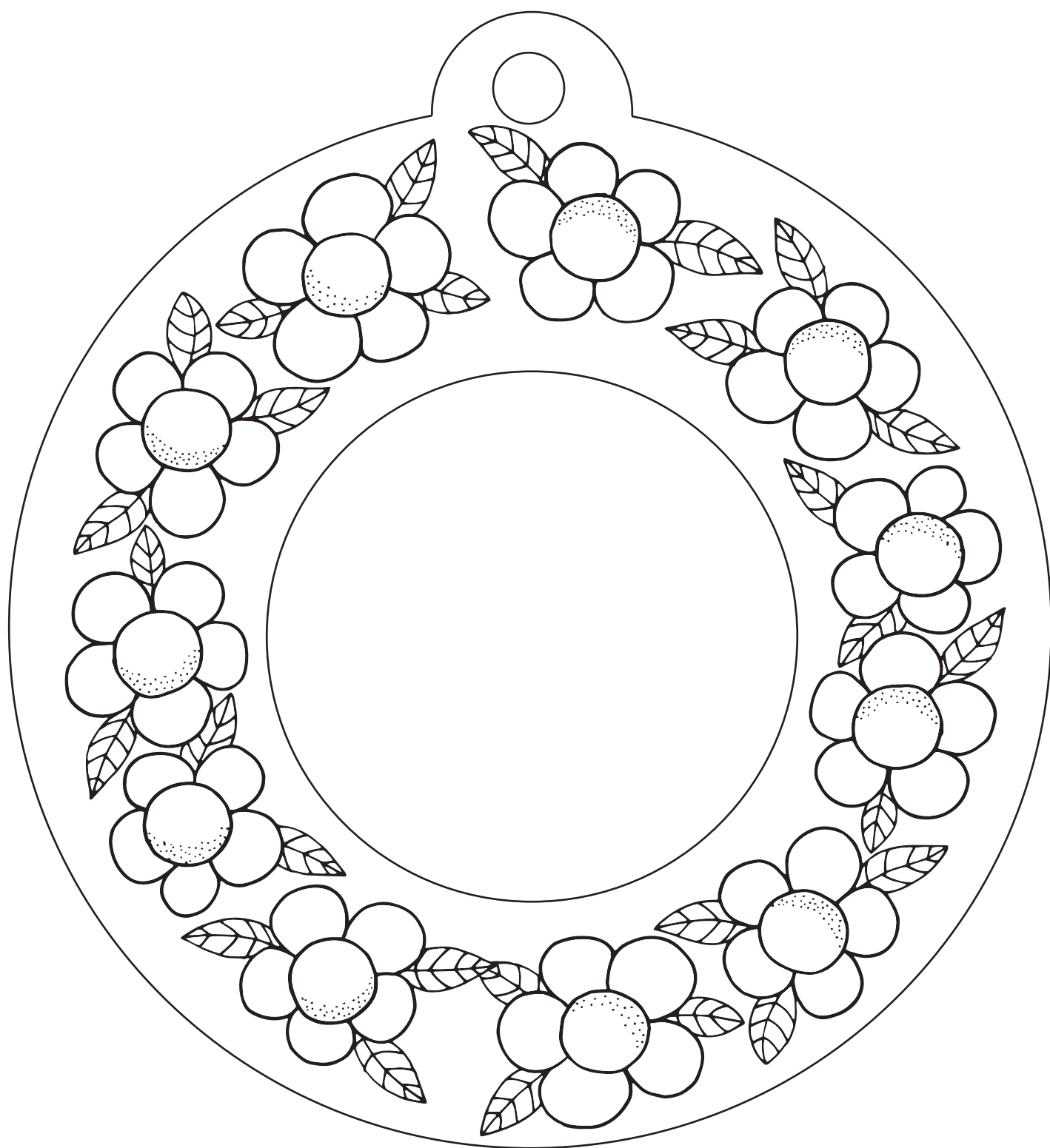


Copyright Easy Peasy and Fun
www.easypeasyandfun.com

For personal and educational use only.

You may not post this file online.

<http://www.easypeasyandfun.com/printable-flower-wreaths/>



Copyright Easy Peasy and Fun

www.easypeasyandfun.com

For personal and educational use only.

You may not post this file online.

<http://www.easypeasyandfun.com/printable-flower-wreaths/>

